












Create a route for  and . According to the story,  uses a shortcut, while  is walking through the woods. Using arrow cards write both their ways down onto the prepared table cells under the chart.

			
			
			
 START			

								
---	--	--	--	--	--	--	--	--

				
---	--	--	--	--