






FOREST ANIMALS




Find a path from the **START** to each forest animal.

Use a coloured pencil to mark the path on the worksheet, and then write it down in a row using arrows.

| | | | | | |
|---|--|---|--|--|--|
|  | | | | | |
| | | | | | |
| |  | | | | |
| | | | | | |
| | |  | | | |
| ▲ START | | | | | |

Use these arrows:

forward (step)  left  right 

| | | | | | |
|---|----------------------|----------------------|----------------------|----------------------|----------------------|
|  | <input type="text"/> | <input type="text"/> | <input type="text"/> | <input type="text"/> | <input type="text"/> |
|  | <input type="text"/> | <input type="text"/> | <input type="text"/> | <input type="text"/> | |
|  | <input type="text"/> | <input type="text"/> | <input type="text"/> | <input type="text"/> | <input type="text"/> |